

Lesson 10


Common Notation

Various symbols tell you **where to go next** * in the music. Here are some of the most common.

D.C. (da capo)

Go back to the very beginning

D.S. (dal segno)

Go back to the  (sign)

al ---

Play to the --- (usually **fine** or **coda**)



Coda (final section)

fine

On the last time through, stop here



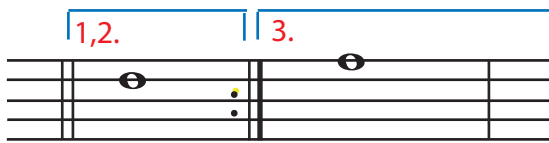
Repeat the previous measure.



Go all the way back to the beginning and repeat once.

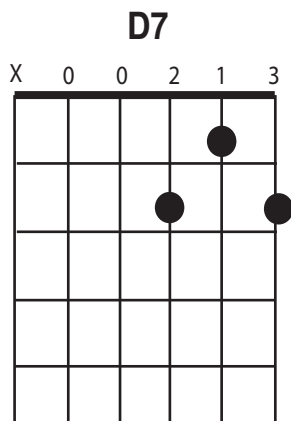


Repeat (once) only the measures in between the repeat dots.



Each time through, play the ending for that time, skipping all other endings and following the directions in that ending.

Playing Chords



When playing a bass-note-strum accompaniment, If you play more than one bass note for the same chord, choose a different bass note for the second one. Any lower string note that's in the chord will do. (Make sure it's not on a silent - X - string.)

*learn more about repeat symbols: <http://cnx.org/content/m12805/latest/>